

www.GESecurity.com

Overview

Gain easy access to your outdoor security cameras with GE Security's innovative fliptop-style housing. The KTE-400 model accommodates a camera and lens of 230 mm, while the KTE-500 model has room for a camera and lens measuring 270 mm in length.

Outstanding Features

Ease of use. Open the housing's heavy-duty latch, flip up the hinged top, and easily install or adjust a camera.

Sturdy construction. Die-cast aluminum gives the KTE-400 and KTE-500 housings strength and durability while keeping each unit lightweight. Without the blower, both housings have weatherproof ratings of IP66.

Interchangeable cable access. A plate located at the back of the housing allows you to route one or two cables through individual outlets. Avoid damage to cables while keeping the inside of the housing dry.

Environmental protection. The heavy-duty aluminum sunshield protects the camera from too much light. For environments where weather conditions demand heating or cooling, the KTE-400 includes a heater and the KTE-500 comes with a heater/blower unit.

Mounting options. Optional mounting brackets are available for the KTE-400 and KTE-500 housings. Position a camera on a wall or ceiling, in a corner, or on a pole.

KTE-400 and KTE-500

Fliptop Camera Housing



Standard Features

- Die-cast aluminum construction
- Weatherproof with an IP66 rating
- Flips open for easy access to the security camera
- Interchangeable cable access
- Heater or heater/blower unit included
- Two models accommodate different sizes of cameras and lens
- Multiple mounting options available

KTE-400 and KTE-500

Fliptop Camera Housing

Specifications

KTE-400

- Usable internal dimensions: 230 mm x 76 mm x 76 mm
- Power requirements: 30 W
- Operating temperature: -4 to 122°F (-20 to 50°C)
- Construction: Die cast aluminium
- Color: White RAL9002
- Finish: Polyester powder coating
- Window: 65 mm x 65 mm
- IP weatherproof rating: 66

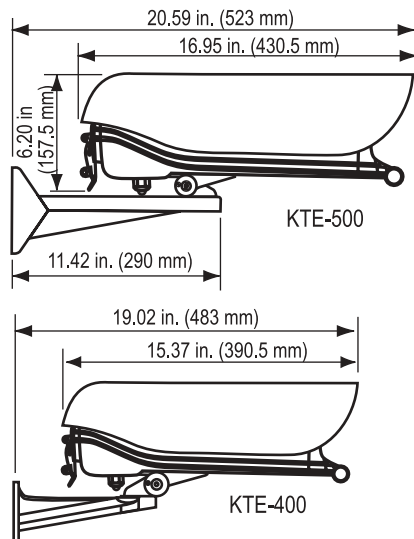
KTE-500

- Usable internal dimensions: 270 mm x 76 mm x 76 mm
- Power requirements: 31 W
- Operating temperature: -4 to 122°F (-20 to 50°C)
- Construction: Die cast aluminium
- Color: White RAL9002
- Finish: Polyester powder coating
- Window: 65 mm x 65 mm
- IP weatherproof rating: 66

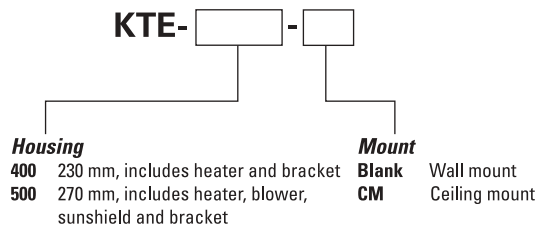
Mounting Options

- KTE-CMA: Corner mount
- KTE-PMA: Pole mount

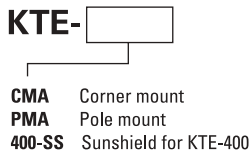
Related Diagram



Ordering Information



Accessories



Mailing Address
4575 Research Way, STE 250
Corvallis, OR 97333 USA

Americas
800-469-1676 (US only)
tel 541-754-9133

Asia
tel 852-2907-8108
fax 852-2142-5063

Europe
tel 32-2-725-11-20
fax 32-2-721-86-13

www.GESecurity.com

Australia
tel 61-3-9259-4700

Latin America
tel 305-593-4301